DATA ENTHUSIAST

introduce ABOUT ME

MAULANA HASYIM

Specializing in Data Analysis, Data Visualization, and IT Business Analysis with proven experienced in building dashboards, conducting business process modeling, and delivering actionable insights for enterprise organizations.

Proficient in Power BI, Tableau, SQL, Python, and BPMN tools, with strong ability to transform complex datasets into strategic solutions that support decision-making and business growth.

+6281385363458
maulana23.mh@gmail.com
maulanahasyim.github.io
www.linkedin.com/in/maulana-hasyim

EDUCATION

Bachelor of Informatics Engineering
2018-2025

Graduated with GPA *3.61* out of *4.00*
with distinction (*"Very Satisfactory"*).

ORGANIZATIONAL EXPERIENCE

Unit Kegiatan Mahasiswa (UKM) Bahasa UIN Jakarta
2018-2019

Member of UKM Bahasa - Foreigns
Language Association (FLAT) UIN Jakarta

Work EXPERIENCES

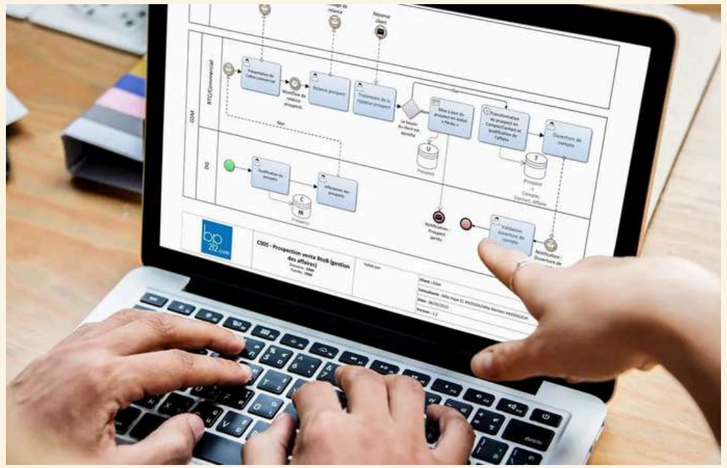

Freelance Business Process Analyst

PT Bank Rakyat Indonesia (Persero) Tbk
July 2025 - September 2025



Data Analyst Intern

PT Bank Rakyat Indonesia (Persero) Tbk
April 2024 - January 2025

PT Pertamina (Persero)
March 2022 - September 2022



Web Developer Intern

Badan Nasional Pengelola Perbatasan
March 2021 - Juni 2021

HARD SKILLS

- *Data Analysis & Data Visualization: Microsoft Power BI, Tableau, Google Looker Studio, Google BigQuery*
- *Business Process Tools: ARIS BPMN, Microsoft Visio*
- *Office & Design: Microsoft Office, Adobe Photoshop, Adobe Premiere Pro, Canva, Figma*
- *Databases & Programming: SQL, Python*

SOFT SKILLS

Analytical Thinking | Problem Solving | Communication | Teamwork | Adaptability | Attention to Detail

LANGUAGES

Indonesian - Native
English - Professional

DATA VISUALIZATION

PORTFOLIO

@Maulana Hasyim

PROJECT 01

Housing Facility Services Dashboard (HFS) - PT. Pertamina (Persero)

@MaulanaHasyim

PROJECT 02

Housing Facility Services Dashboard (HFS) RDP - PT. Pertamina (Persero)

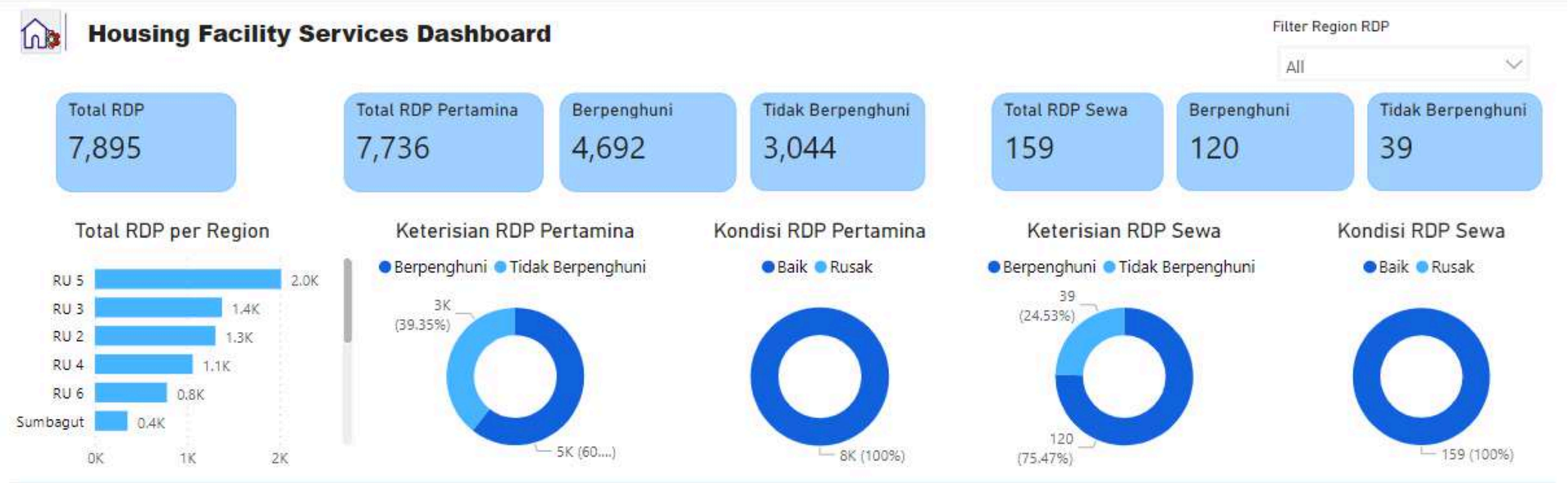

Jumlah Barang Inventaris

Nama Barang	Total Inventaris	Persentase
KASUR SPRING BED	4,647	5.90%
KURSI MAKAN	4,544	5.77%
Gorden dan Vitrase	3,585	4.55%
Kompor Gas	3,172	4.03%
Lemari Pakaian	2,932	3.72%
Air Conditioner Split 1 PK	2,755	3.50%
Lampu	2,127	2.70%
Meja & Kursi Tamu	1,914	2.43%
Rak Piring	1,898	2.41%
Lemari Pakaian 2 Pintu	1,863	2.37%
Meja & Kursi Makan	1,785	2.27%
Meja Setrika	1,555	1.97%
Tempat Tidur (Dipan)	1,510	1.92%

@MaulanaHasyim

PROJECT 03

SSC Dashboard - PT. Pertamina (Persero)

83

Total Entitas

PKS

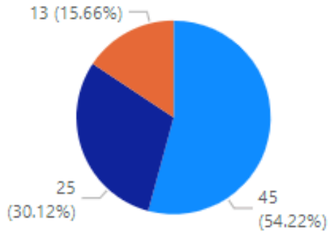

Live & Asses

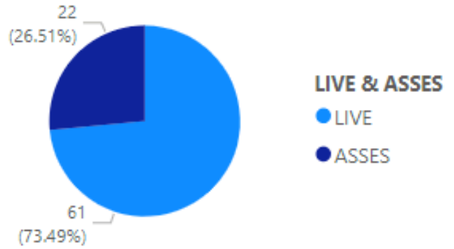

Jumlah Entitas Layanan

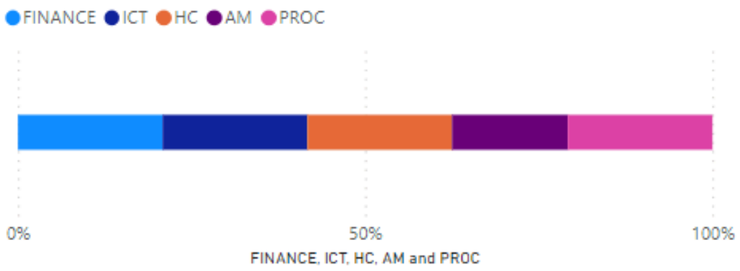

HSH	Layanan Live
Holding	1
Others	8
SH C&T	11
SH Gas	6
SH PNRE	2
SH R&P	3
SH Shipping	3
Total	**83**

Company
Dana Pensiun Pertamina
Pertamina EP Cepu JTB
Pertamina International Marketing & Distribution
Pertamina Lubricants Thailand Co., Ltd
Pertamina Training & Consulting
PHE Nunukan Company
PHE Oil and Gas BV.

Company	FINANCE_1	ICT_2	HC_3	AM_4	PROC_5
PT Trans Pasific Petrochemical	0	0	0	0	0
PT PHE West Madura Offshore	4	11	0	1	6
PT PHE Tuban East Java	4	11	0	1	6
PT PHE Tomori Sulawesi	0	0	0	0	0
PT PHE South Jambi B	0	0	0	0	0
PT PHE Simenggaris	0	0	0	0	0
PT PHE Siak	4	11	0	1	6
PT PHE Salawati Basin	0	0	0	0	0

Company	FIN1-Invoice & Pymt	FIN2-Order to Cash	FIN3-Cash Card	FIN4-Record to Report	FIN5-Fixed Asset	FIN6-Tax Acctg	FIN7-Travel Mgt	ICT1-Account & Access	ICT2-Analytics & Rep
Pertamina EP Cepu JTB		1		1	1			1	
Pertamina International Marketing & Distribution								1	
Pertamina Training & Consulting							1	1	
PHE Nunukan Company		1	1	1	1			1	
PT Kilang Pertamina Balikpapan	1	1	1	1	1	1		1	
PT Kilang Pertamina	1	1	1	1	1	1	1	1	

@MaulanaHasyim

PROJECT 04

Executive Summary - Finance Report

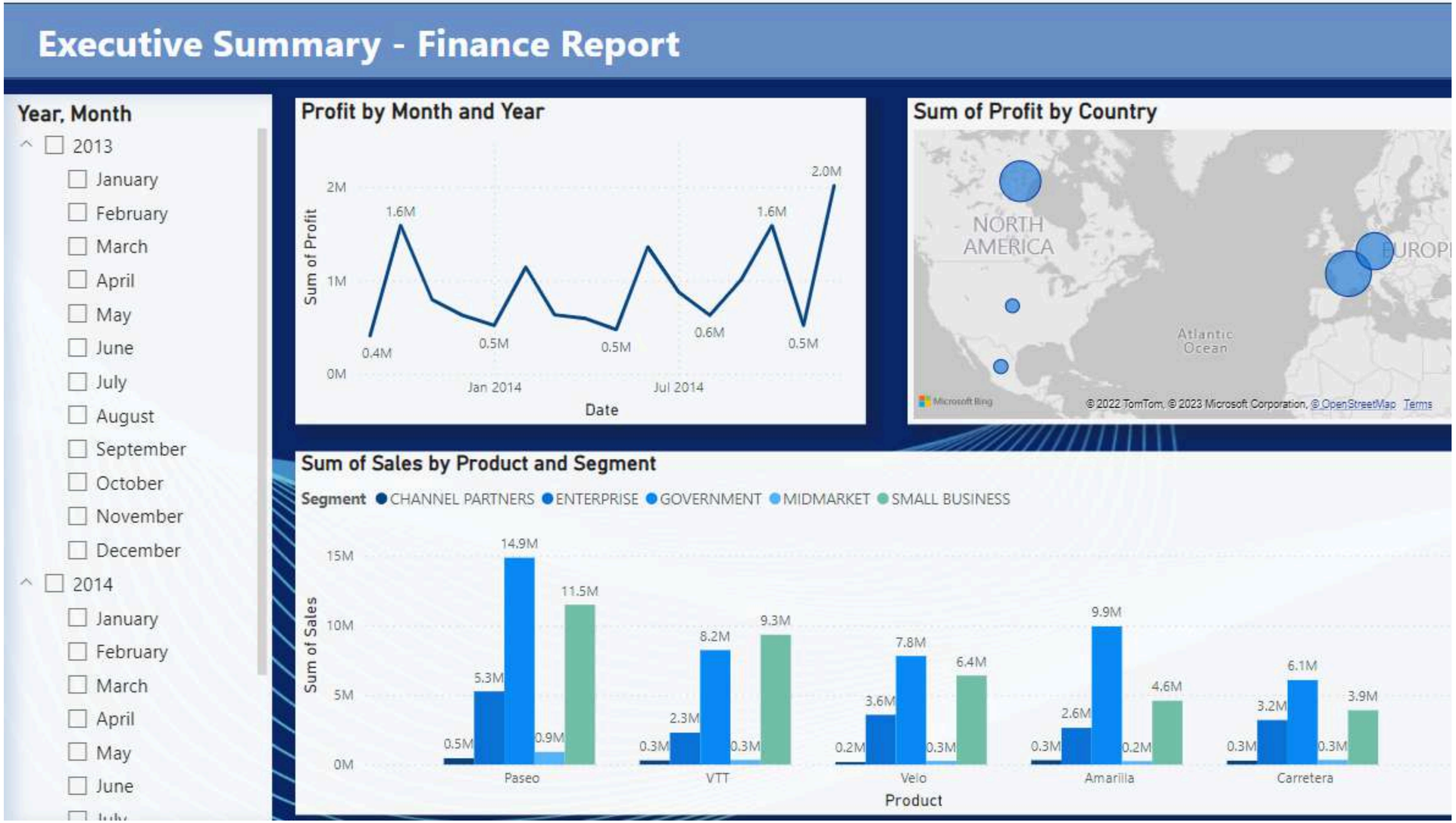

@MaulanaHasyim

PROJECT 05

Dashboard Penjualan Barang

DASHBOARD PENJUALAN BARANG

Filter Tahun dan Bulan

All

Filter Barang

BERAS | GULA | TEPUNG
DAGING | MIGOR

1289
Jumlah Penjualan

Rincian Jumlah Penjualan

Year	BERAS	DAGING	GULA	MIGOR	TEPUNG
2020	693	100	79	53	54
2021	143	84	42	18	23
Total	**836**	**184**	**121**	**71**	**77**

Persentase Penjualan Barang

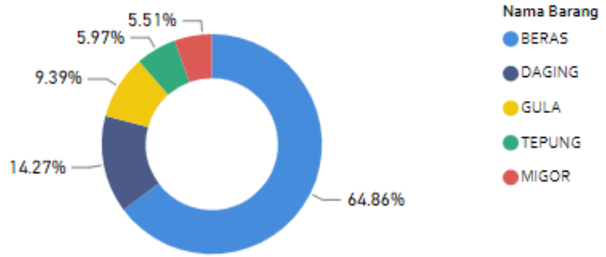

Nama Pembeli

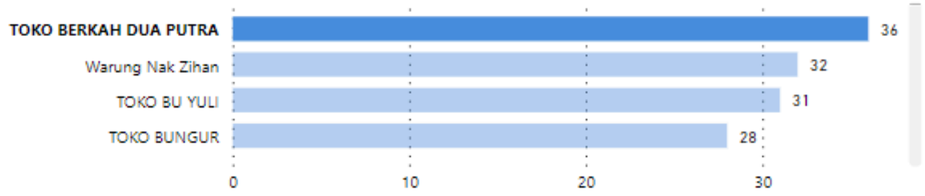

Penjualan Barang Tahun 2020

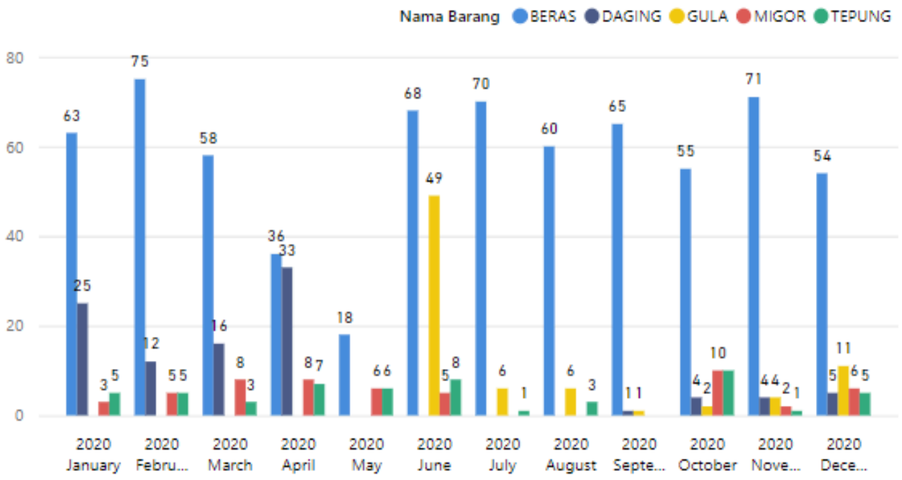

Penjualan Barang Tahun 2021

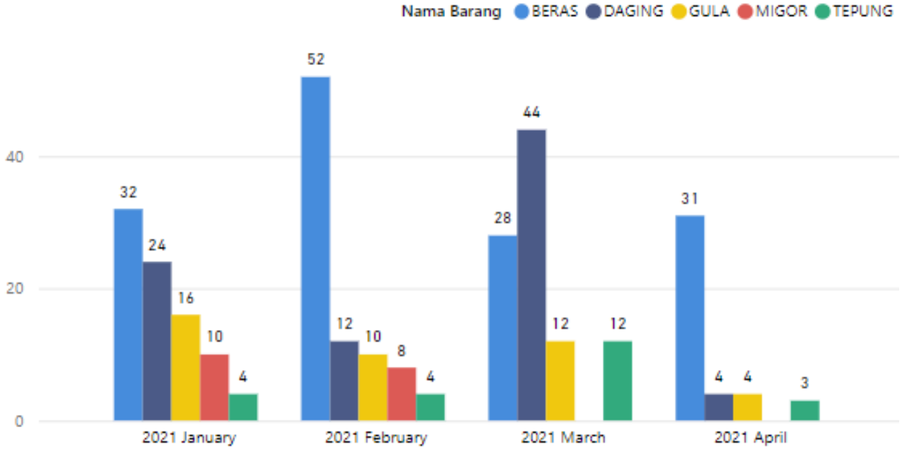

@MaulanaHasyim

PROJECT 06

Dashboard Data Vaksin Jawa Timur Tahun 2021

Data Vaksin Jawa Timur Tahun 2021

Year, Month: All

City: All

6104019
Total Sudah Vaksin

4124045
Baru Vaksin Pertama

1979974
Sudah Vaksin Kedua

City	Vaccine Total	First Vaccine Total	Second Vaccine Total
KOTA SURABAYA	1325126	822637	502489
KOTA PROBOLINGGO	55471	38513	16958
KOTA PASURUAN	45820	32003	13817
KOTA MOJOKERTO	86400	60940	25460
KOTA MALANG	362000	254015	107985
KOTA MADIUN	114814	79739	35075
KOTA KEDIRI	137303	95787	41516
Total	**6104019**	**4124045**	**1979974**

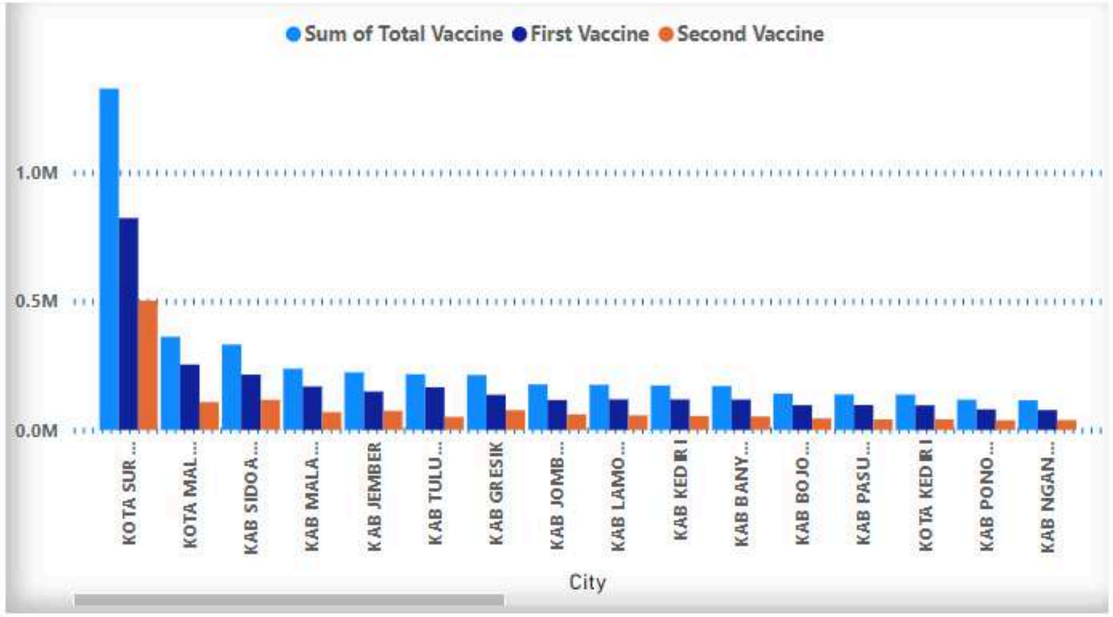

Vaccine Total by City

@MaulanaHasyim

PROJECT MY SKILL ACADEMY

DISTRIBUSI

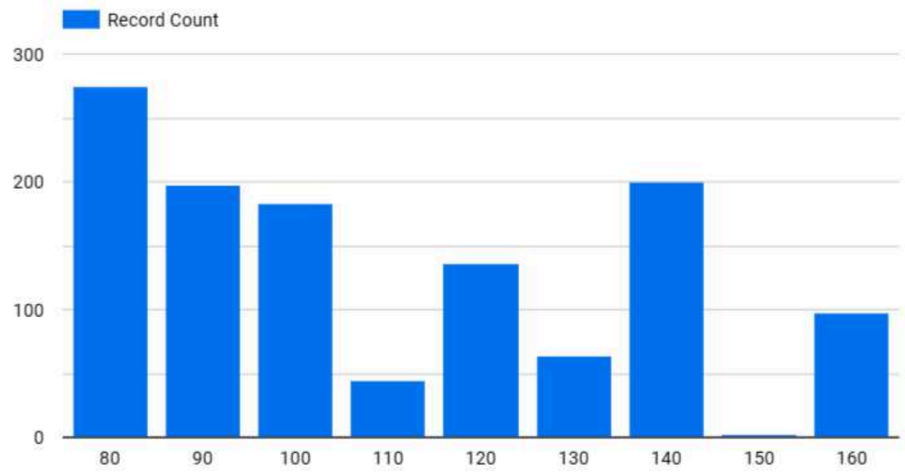

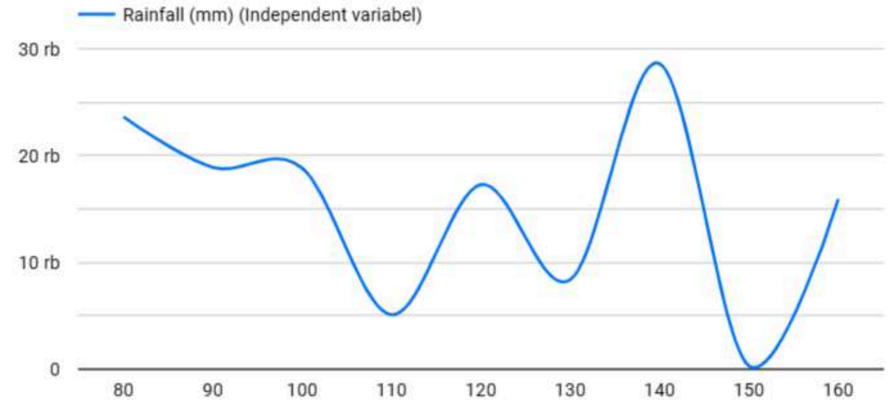

KOMPOSISI

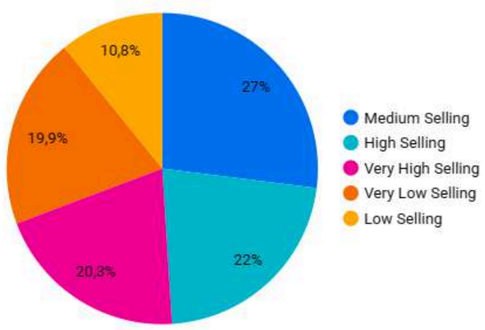

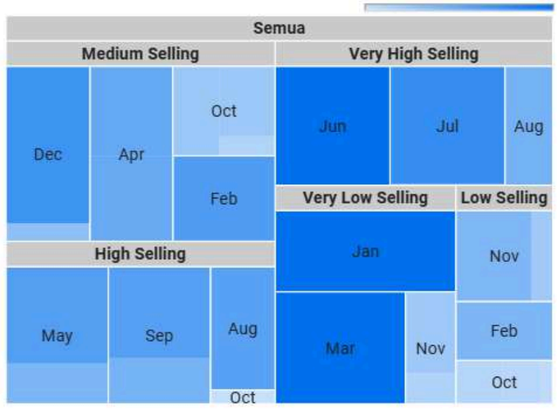

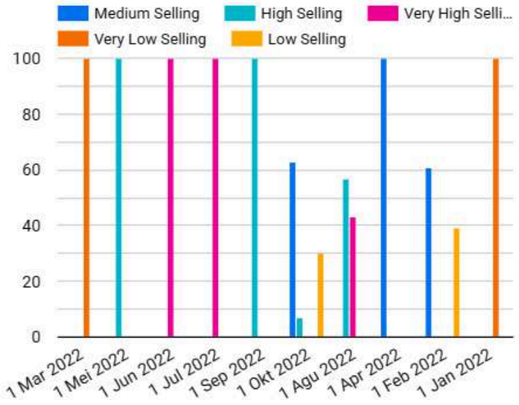

@MaulanaHasyim

PROJECT MY SKILL ACADEMY

GEO HEATMAP

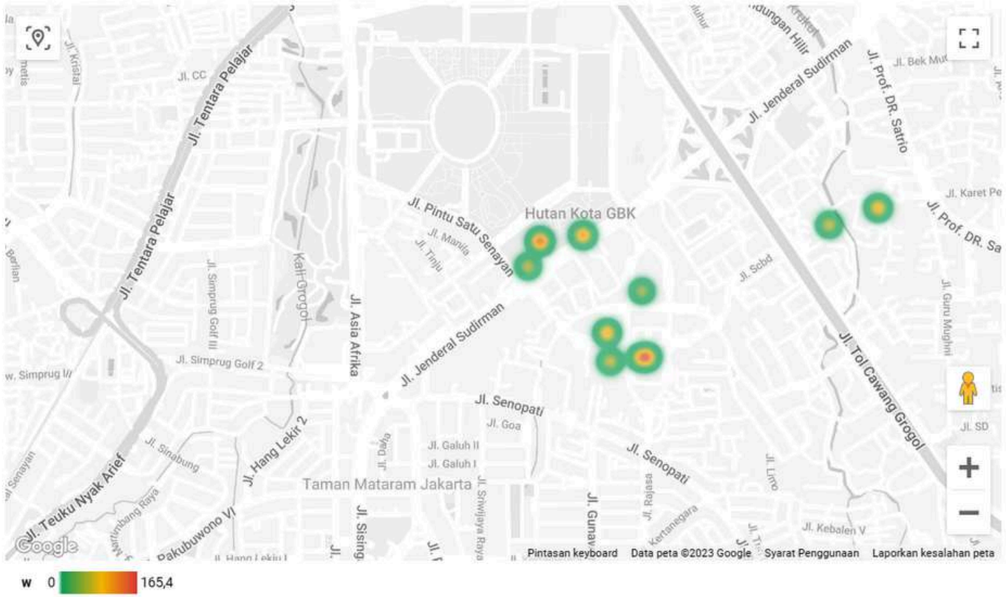

RELASI

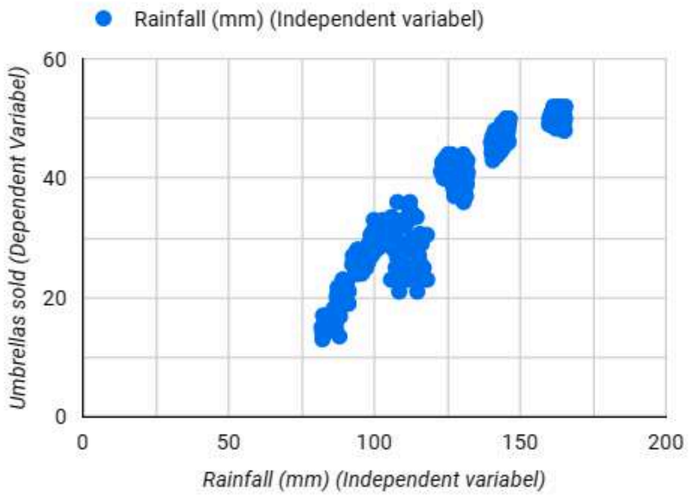

KOMPARASI

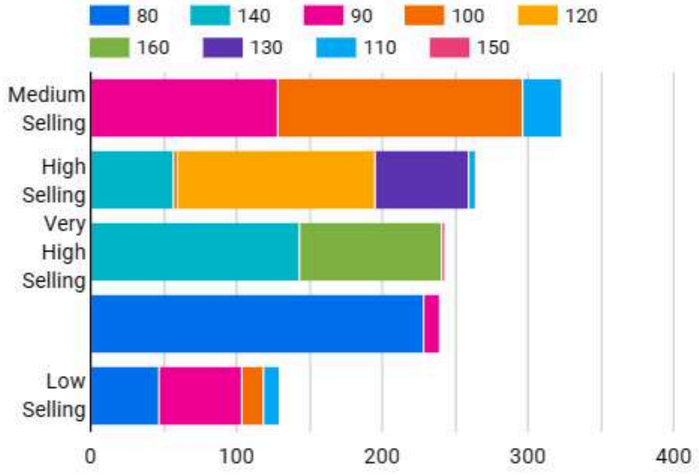

@MaulanaHasyim

PORTFOLIO BUSINESS PROCESS MODELING

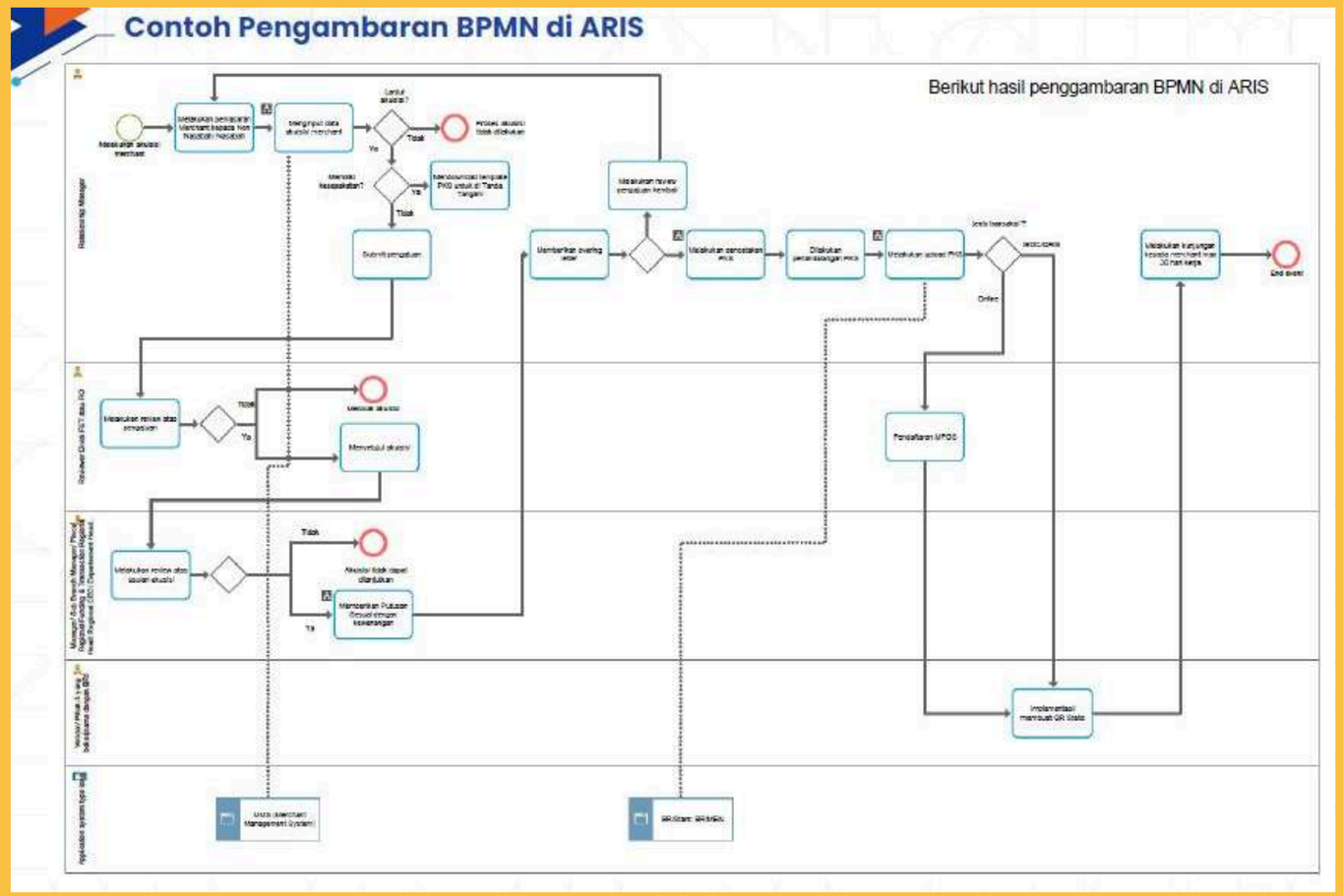

Developed 250+ business process flowcharts using ARIS BPMN Tools and Microsoft Visio, covering various banking processes such as microcredit, bank guarantees, digital lending, and digital reporting.

FRONT END PORTFOLIO

MAULANA HASYIM

WEBSITE BNPP (bnpp.go.id)

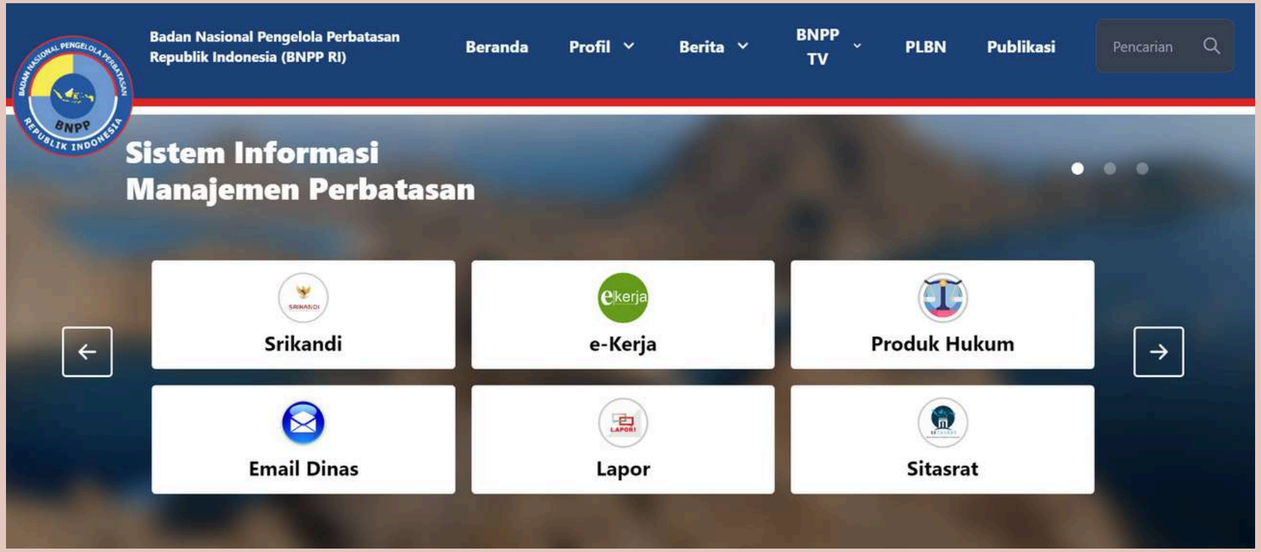

@MaulanaHasyim

By Maulana Hasyim

Portfolio Presentation

Thanks for WATCHING

strongly believe tha
moment you decid
ter at your chosen